

OSE Immunotherapeutics

KOL event highlights lusvertikimab's potential

Company update

Healthcare

7 March 2025

OSE Immunotherapeutics and Edison held a key opinion leader (KOL) event on 5 March 2025, providing up-to-date insights into OSE's lead immunoinflammation candidate, lusvertikimab, following the European Crohn's and Colitis Organisation (ECCO) 2025 Congress in late-February. Lusvertikimab is an anti-IL-7 receptor antibody therapy that, to our knowledge, has a unique mechanism of action for the target indication of ulcerative colitis (UC). It completed a Phase II trial last year, and with the additional data presented at ECCO, the KOLs were encouraged by both the safety and efficacy of the candidate. Following the latest update for the programme, we believe the data to date provide a robust foundation for further clinical development efforts, and lusvertikimab has the potential to address key unmet needs in the space.

Year end	Revenue (€m)	PBT (€m)	EPS (€)	DPS (€)	P/E (x)	Yield (%)
12/22	18.3	(18.0)	(0.96)	0.00	N/A	N/A
12/23	2.2	(23.2)	(1.18)	0.00	N/A	N/A
12/24e	98.5	64.5	2.80	0.00	2.3	N/A
12/25e	86.3	50.9	2.33	0.00	2.7	N/A

Note: PBT and EPS are normalised, excluding amortisation of acquired intangibles, exceptional items and share-based payments.

ECCO update bolsters the lusvertikimab data package

The data [presented](#) at ECCO recapped the CoTiKiS results, whereby lusvertikimab achieved statistical significance on the primary and secondary endpoints. The results also showed high rates of clinical and endoscopic remission, with meaningful histological improvement and histo-endoscopic mucosal improvement (HEMI) rates. Further, the latest data demonstrated that lusvertikimab treatment was associated with significant decreases in fecal calprotectin (FCP), a recognised biomarker of mucosal inflammation in UC patients, serving as an early predictor of endoscopic and histological responses. As such, statistically significant efficacy was observed in clinical and endoscopic remission in the subgroup characterised by high FCP levels at baseline (considered the 'active UC' population), highlighting the benefit of lusvertikimab in this population. The Phase II results for lusvertikimab also confirmed its desirable safety and tolerability, which, with the favourable efficacy data, provide a robust foundation for subsequent development efforts, in our view.

Combination approach promising, but not a priority

At ECCO, OSE also [presented](#) some preclinical data on the combination of lusvertikimab with anti-IL-12/23 antibody therapies in chronic colitis. The reported data showed that while IL-12/23 antagonists can be effective, monotherapy is insufficient to achieve complete remission. However, when combined with an IL-7 receptor antagonist such as lusvertikimab, the synergy can lead to a reduction of all colitis symptoms. While encouraging, we note that this is early-stage research, and highlight that the main focus for OSE remains the lead post-Phase II programme.

Valuation: €541.2m or €24.8 per share

For now, we keep our valuation for OSE unchanged at €541.2m or €24.8 per share. This was last upgraded following the release of the more detailed Phase II results in November 2024.

Price	€6.32
Market cap	€137m
	€0.89/US\$
Gross cash and cash equivalents at 30 June 2024	€80.8m
Shares in issue	21.9m
Free float	65.0%
Code	OSE
Primary exchange	NXT PA
Secondary exchange	N/A

Share price performance



%	1m	3m	12m
Abs	(2.3)	(15.5)	28.1
52-week high/low		€11.6	€4.4

Business description

OSE Immunotherapeutics (OSE) is based in Nantes and Paris in France and is listed on the Euronext Paris exchange. It is developing immunotherapies for the treatment of solid tumours and autoimmune diseases and has established several partnerships with large pharma companies.

Next events

FY24 results	26 March 2025
Tedopi: ARTEMIA interim updates	2026

Analysts

Jyoti Prakash, CFA	+44 (0)20 3077 5700
Arron Aatkar, PhD	+44 (0)20 3077 5700

healthcare@edisongroup.com

[Edison profile page](#)

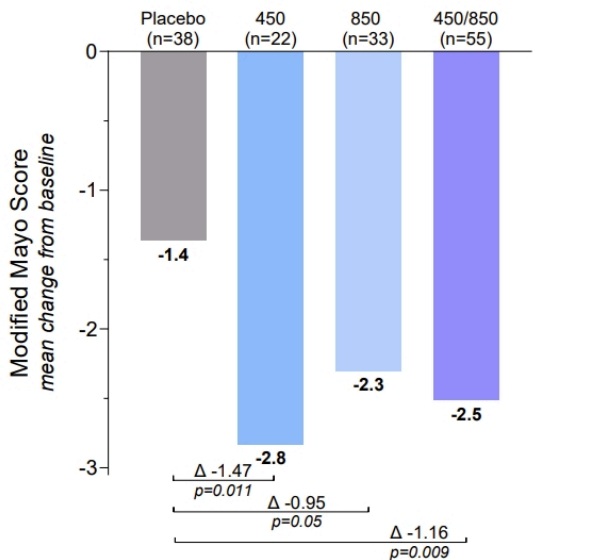
OSE Immunotherapeutics is a research client of Edison Investment Research Limited

Lusvertikimab: A promising candidate for UC

Latest data presented at ECCO

The data from the Phase II CoTikiS trial were initially reported in November 2024; for a detailed discussion we direct readers to our [prior update note](#). The new data presented at ECCO focused on outcomes in relation to the FCP biomarker. As mentioned above, CoTikiS met its primary endpoint, which was based on Modified Mayo Score (MMS) improvements, an [FDA-recognised](#) outcome measure. An important takeaway from the ECCO update was the focus on the active disease sub-population, [defined](#) by FCP levels at baseline exceeding a threshold of 250µg/g. For this subgroup, there were statistically significant differences between the pooled cohort, the 450mg group and the 850 mg group, compared to the placebo group (Exhibit 1). The greatest response was observed in the 450mg group, which showed a 2.8-point improvement (p=0.011). We understand that the greatest response in the 450mg group, as seen in the detailed data reported for CoTikiS in November 2024, may be due to a number of factors, such as individual patient differences and whether they were treatment naive, for example. A similar trend was seen in the clinical remission data, a key secondary efficacy measure from the study (defined by an MMS of ≤2 points with no individual sub-score of >1 point; rectal bleeding at 0; stool frequency score of 0 or 1; endoscopic score of 0 or 1). The results showed that, compared to 0% in the placebo group that had active disease at baseline, 28% of patients with active disease in the 450mg group achieved clinical remission (Exhibit 2).

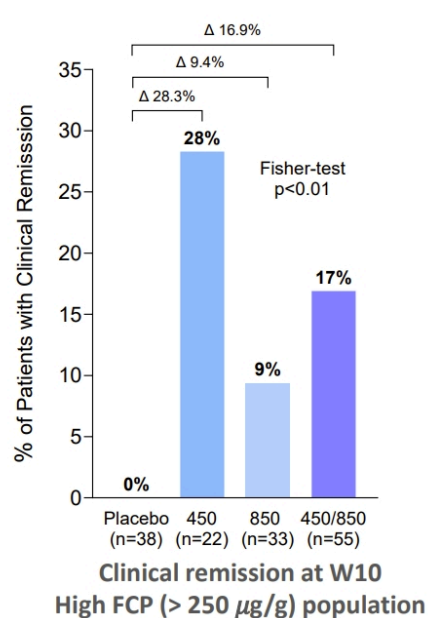
Exhibit 1: MMS improvement (primary endpoint measure) for the active UC population



Modified Mayo Score improvement at W10 High FCP (> 250 µg/g) population

Source: Company resources

Exhibit 2: Clinical remission data (key secondary endpoint measure) for the active UC population

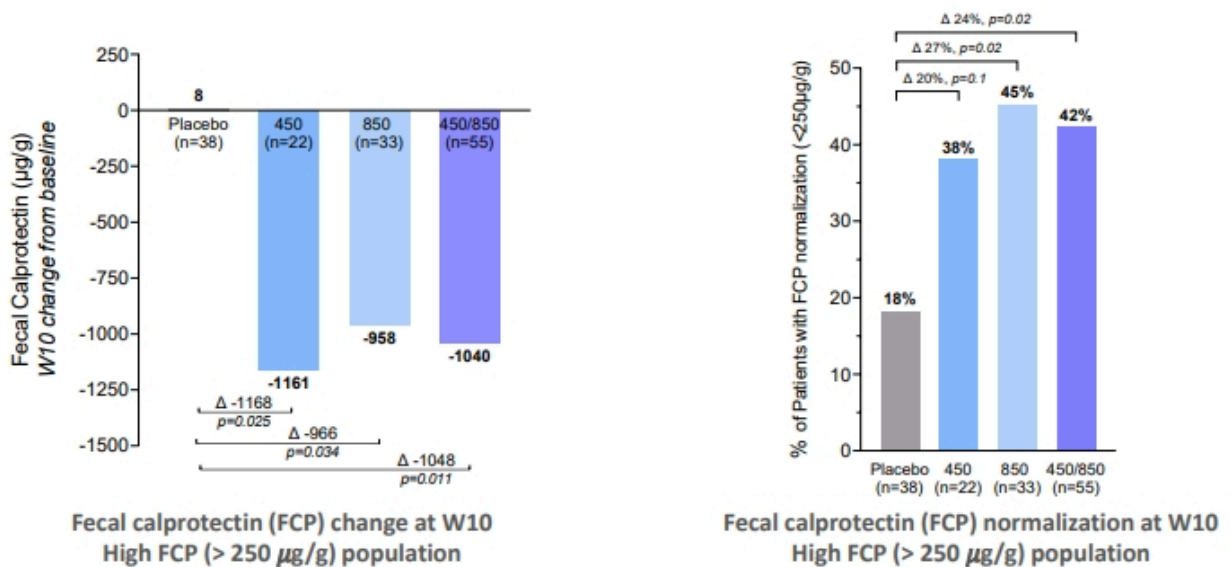


Source: Company resources

Further to this, lusvertikimab treatment was also shown to significantly decrease or normalise FCP after 10 weeks of treatment in UC patients with active disease (Exhibit 3). In terms of FCP change from baseline, the result was again most pronounced for the 450mg group, which showed a improvement of 1,169µg/g compared to placebo (p=0.025). For the measures of normalisation (to FCP levels below 250µg/g), the greatest effect was observed in the 850mg group, whereby 45% of patients with active disease at baseline achieved normalisation at week 10, a 27% improvement compared to placebo.

Collectively, we view these additional data as favourable for the potential of lusvertikimab to address moderate to severe UC, particularly in patients characterised as having active disease at baseline.

Exhibit 3: Additional CoTikiS data presented at ECCO showed that lusvertikimab significantly decreased/normalised FCP after 10 weeks of treatment in patients with active disease



Source: Company resources

A brief overview of ulcerative colitis and the current treatment landscape

UC is a form of inflammatory bowel disease (IBD) characterised by inflammation around the lining of the large intestines (colon) and rectum. As summarised during the KOL event, the condition presents burdens related to disease outcomes, including: hospitalisations, abdominal pain, diarrhoea, anaemia, bowel damage and surgery; as well as burdens related to patient-reported outcomes, including: impaired quality of life, colonoscopy/imaging, blood/faecal test monitoring, fatigue, side effects from medications and fear of cancer risk.

The condition most commonly affects people between the ages of 15 and 30, and can range from mild to severe. In 2023, the global prevalence of UC was [estimated](#) at five million cases, with 600–900k cases in the [US](#) alone. According to a [report](#) by Market Research Future, the global UC treatment market was estimated to be worth c US\$7.2bn in 2022, and projected to reach c US\$10.8bn by 2032, reflecting an expected increase in prevalence, and corresponding to a compound annual growth rate of 5.1%.

In the first-line setting, typical UC treatment involves aminosaliclates (5-ASA drugs), though these are often more effective in mild to moderate cases of the condition. For patients who do not respond to 5-ASA drugs, alternative treatment options include corticosteroids (such as prednisone) and immunomodulators (such as methotrexate and azathioprine), and more recently JAK inhibitors (such as upadacitinib) and biologics. Biologic treatments often work by blocking the proteins that cause inflammation, and they have recently emerged as the standard of care in moderate to severe cases of UC. Broadly, there are three distinct categories of biologics:

- Anti-tumour necrosis factor (anti-TNF) inhibitors: Humira (adalimumab), Remicade (infliximab) and Simponi (golimumab).
- Integrin receptor antagonists: Entyvio (vedolizumab).
- Interleukin-12 and interleukin-23 antagonists: Stelara (Ustekinumab) and Skyrizi (risankizumab).

While anti-TNFs were the first biologics to receive the regulatory green light in UC, second-generation biologics, such as interleukin (IL) antagonists, are gaining prominence. The most recently approved biologic for UC is Skyrizi (an IL-23 antagonist), which was granted FDA approval in [June 2024](#) in moderate to severe UC. While biologics provide an effective treatment option for a portion of UC patients, some remain either unresponsive or eventually develop resistance to biologic treatments. [Research](#) has also demonstrated that the efficacy of UC treatments can plateau over time, meaning that less than 50% of patients achieve remission over one year. We therefore believe that there is ample opportunity in the space for effective new treatment options with novel mechanisms of action.

OSE's lusvertikimab (formerly OSE-127) targets the IL-7 receptor, which is implicated in UC and other forms of IBD. To our knowledge, it is the most clinically advanced IL-7 receptor antagonist in clinical development. More specifically, it

targets CD127, a cytokine that modulates the proliferation, apoptosis and activation of CD4 and CD8 T-cells. Given that reported scientific [data](#) have shown that high IL-7 receptor expression is associated with poorer responses to alternative biological treatments (such as anti-TNF treatments), lusvertikimab may be a potentially more effective treatment option compared to currently available biologics.

Key opinion leader (KOL) event (5 March 2025)

Please see below for a recording of the KOL event, which:

- provides an overview of the candidate's mechanism of action, presented by Nicolas Poirier, CEO of OSE Immunotherapeutics,
- showcased the key clinical results from CoTikiS, presented by Professor Arnaud Bourreille, Institut des Maladies de l'Appareil Digestif,
- discusses the additional data that was shared at ECCO, which showed that lusvertikimab significantly decreased FCP after 10 weeks of treatment in UC patients with active disease, presented by Professor Vipul Jairath, Schulich School of Medicine and Dentistry, and
- discusses the current treatment landscape in UC and IBD, presented by Professor Laurent Peyrin-Biroulet, Nancy University Hospital.

KOL insights post-ECCO webinar recording



Presented by
OSE IMMUNO THERAPEUTICS

LUSVERTIKIMAB AND THE FUTURE OF IBD

KOL Insights Post-ECCO

Wednesday, 5 March
6pm CET / 12pm ET

EDISON
WILLIAMS KNOWLEDGE

Key Opinion Leader
Prof. Laurent Peyrin-Biroulet
Nancy University Hospital

Industry Leader
Nicolas Poirier, PhD
CEO, OSE Immunotherapeutics

Key Opinion Leader
Prof. Arnaud Bourreille
Institut des Maladies de l'Appareil Digestif

Key Opinion Leader
Prof. Vipul Jairath
Schulich School of Medicine and Dentistry

Source: OSE Immunotherapeutics, Edison Investment Research

Financials and valuation

As mentioned above, our valuation for OSE stands at €541.2m or €24.8 per share. This was upgraded (from €541.2m or €24.8/share, previously) following the release of the more detailed Phase II results in November 2024, whereby we increased our assigned probability of success for the programme to 35% (from 17%). For details, please see our [prior update note](#).

Our valuation is based on a sum-of-the-parts risk-adjusted net present value (rNPV) approach for the company's proprietary and partnered clinical-stage programmes. A breakdown of our valuation can be found in Exhibit 4.

Exhibit 4: OSE rNPV valuation

Product	Launch	Peak Sales (EURm)	NPV (EURm)	NPV/share (EUR)	Probability	rNPV (EURm)	rNPV/Share (EUR)
Tedopi - NSCLC	2028	541	421.1	19.3	67%	274.3	12.6
OSE-127 - ulcerative colitis	2028	819	318.4	14.6	35%	125.9	5.8
BI 765063 - multiple cancer indications (MSS CRC)	2029	513	202.2	9.3	14%	40.5	1.9
FR104 - Veloxis deal milestones (kidney transplantation)	2029	92	149.7	6.9	17%	27.7	1.3
OSE-279 solid tumours (SCLC)	2029	416	206.0	9.4	14%	35.9	1.6
Net Cash/(Debt) at 30 June 2024 (including lease liabilities)			36.9	1.7	100%	36.9	1.7
Valuation			1,334.2	61.1		541.2	24.8

Source: Edison Investment Research

Based on our cash burn projection, we estimate the current cash reserves to be sufficient for the company to fund operations into 2027, in line with management guidance. We note that this does not consider further licensing or milestone-related inflows from partners, which should lengthen the runway further.

OSE is due to present its financial results for FY24 on 26 March 2025, after which we will update our estimates.

Exhibit 5: Financial summary

Year end 31 December	€000s	2022 IFRS	2023 IFRS	2024e IFRS	2025e IFRS
PROFIT & LOSS					
Revenue		18,302	2,227	98,480	86,271
Cost of Sales		0	0	0	0
Gross Profit		18,302	2,227	98,480	86,271
Research and development		(26,893)	(17,158)	(23,575)	(26,696)
Overhead expenses		(6,673)	(6,015)	(7,218)	(7,435)
EBITDA		(14,992)	(19,566)	66,673	53,348
Operating Profit (before amort. and excepts.)		(18,478)	(22,986)	65,523	52,140
Intangible Amortisation		0	0	0	0
Exceptionals		0	0	0	0
Operating Profit		(18,478)	(22,986)	65,523	52,140
Net Interest		455	(235)	(1,070)	(1,231)
Profit Before Tax (norm)		(18,023)	(23,221)	64,453	50,910
Profit Before Tax (reported)		(18,023)	(23,221)	64,453	50,910
Tax		263	219	(3,540)	0
Profit After Tax (norm)		(17,760)	(23,002)	60,913	50,910
Profit After Tax (reported)		(17,760)	(23,002)	60,913	50,910
Average Number of Shares Outstanding (m)		19	20	22	22
EPS - normalised (c)		(96)	(118)	280	233
EPS - reported (€)		(1)	(1)	3	2
Gross Margin (%)		100	100	100	100
EBITDA Margin (%)		N/A	N/A	68	62
Operating Margin (before GW and except.) (%)		N/A	N/A	67	60
BALANCE SHEET					
Fixed Assets		54,580	51,576	55,950	49,108
Intangible Assets		48,784	46,401	45,594	44,787
Tangible Assets		743	464	471	520
Investments		5,053	4,711	9,885	3,801
Current Assets		37,200	30,478	85,599	139,027
Stocks		0	0	0	0
Debtors		403	982	1,031	1,083
Cash and cash equivalents		25,620	18,672	73,744	127,121
Other		11,177	10,824	10,824	10,824
Current Liabilities		16,268	18,799	17,108	24,520
Creditors		8,539	9,299	9,764	10,252
Short term borrowings		3,093	6,403	4,247	11,171
Other		4,636	3,097	3,097	3,097
Long Term Liabilities		42,855	40,280	38,175	26,439
Long term borrowings		37,231	35,508	34,261	23,090
Deferred tax liabilities		1,514	1,311	1,311	1,311
Other long term liabilities		4,110	3,461	2,603	2,038
Net Assets		32,657	22,975	86,267	137,177
CASH FLOW					
Operating Cash Flow		(17,760)	(23,002)	60,913	50,910
Movements in working capital		(3,142)	(835)	416	437
Depreciation and other		3,486	3,420	1,150	1,208
Net Interest		(3,066)	(657)	0	0
Tax		(499)	(435)	0	0
Others		2,728	1,746	2,164	0
Net Cash Flows from Operations		(18,253)	(19,763)	64,642	52,554
Capex		(274)	(232)	(350)	(450)
Acquisitions/disposals		0	0	0	0
Others		300	(275)	0	0
Net Cash Flow from Investing Activities		26	(507)	(54,330)	54,440
Equity Financing		6	11,357	215	0
Debt financing		11,046	2,304	(3,403)	(4,247)
Other		(785)	(337)	(858)	(565)
Net Cash Flow from Financing Activities		10,267	13,324	(4,046)	(4,812)
Effect of FX		0	0	0	0
Net Cash Flow		(7,960)	(6,946)	6,266	102,182
Opening net debt/(cash)		(1,167)	14,704	23,239	(35,236)
Change in debt		7,912	1,587	(3,403)	(4,247)
Change in cash		7,960	6,946	(6,266)	(102,182)
Closing net debt/(cash)		14,704	23,239	(35,236)	(92,860)

Source: Company reports, Edison Investment Research

General disclaimer and copyright

This report has been commissioned by OSE Immunotherapeutics and prepared and issued by Edison, in consideration of a fee payable by OSE Immunotherapeutics. Edison Investment Research standard fees are £60,000 pa for the production and broad dissemination of a detailed note (Outlook) following by regular (typically quarterly) update notes. Fees are paid upfront in cash without recourse. Edison may seek additional fees for the provision of roadshows and related IR services for the client but does not get remunerated for any investment banking services. We never take payment in stock, options or warrants for any of our services.

Accuracy of content: All information used in the publication of this report has been compiled from publicly available sources that are believed to be reliable, however we do not guarantee the accuracy or completeness of this report and have not sought for this information to be independently verified. Opinions contained in this report represent those of the research department of Edison at the time of publication. Forward-looking information or statements in this report contain information that is based on assumptions, forecasts of future results, estimates of amounts not yet determinable, and therefore involve known and unknown risks, uncertainties and other factors which may cause the actual results, performance or achievements of their subject matter to be materially different from current expectations.

Exclusion of Liability: To the fullest extent allowed by law, Edison shall not be liable for any direct, indirect or consequential losses, loss of profits, damages, costs or expenses incurred or suffered by you arising out or in connection with the access to, use of or reliance on any information contained on this note.

No personalised advice: The information that we provide should not be construed in any manner whatsoever as, personalised advice. Also, the information provided by us should not be construed by any subscriber or prospective subscriber as Edison's solicitation to effect, or attempt to effect, any transaction in a security. The securities described in the report may not be eligible for sale in all jurisdictions or to certain categories of investors.

Investment in securities mentioned: Edison has a restrictive policy relating to personal dealing and conflicts of interest. Edison Group does not conduct any investment business and, accordingly, does not itself hold any positions in the securities mentioned in this report. However, the respective directors, officers, employees and contractors of Edison may have a position in any or related securities mentioned in this report, subject to Edison's policies on personal dealing and conflicts of interest.

Copyright 2025 Edison Investment Research Limited (Edison).

Australia

Edison Investment Research Pty Ltd (Edison AU) is the Australian subsidiary of Edison. Edison AU is a Corporate Authorised Representative (1252501) of Crown Wealth Group Pty Ltd who holds an Australian Financial Services Licence (Number: 494274). This research is issued in Australia by Edison AU and any access to it, is intended only for "wholesale clients" within the meaning of the Corporations Act 2001 of Australia. Any advice given by Edison AU is general advice only and does not take into account your personal circumstances, needs or objectives. You should, before acting on this advice, consider the appropriateness of the advice, having regard to your objectives, financial situation and needs. If our advice relates to the acquisition, or possible acquisition, of a particular financial product you should read any relevant Product Disclosure Statement or like instrument.

New Zealand

The research in this document is intended for New Zealand resident professional financial advisers or brokers (for use in their roles as financial advisers or brokers) and habitual investors who are "wholesale clients" for the purpose of the Financial Advisers Act 2008 (FAA) (as described in sections 5(c) (1)(a), (b) and (c) of the FAA). This is not a solicitation or inducement to buy, sell, subscribe, or underwrite any securities mentioned or in the topic of this document. For the purpose of the FAA, the content of this report is of a general nature, is intended as a source of general information only and is not intended to constitute a recommendation or opinion in relation to acquiring or disposing (including refraining from acquiring or disposing) of securities. The distribution of this document is not a "personalised service" and, to the extent that it contains any financial advice, is intended only as a "class service" provided by Edison within the meaning of the FAA (i.e. without taking into account the particular financial situation or goals of any person). As such, it should not be relied upon in making an investment decision.

United Kingdom

This document is prepared and provided by Edison for information purposes only and should not be construed as an offer or solicitation for investment in any securities mentioned or in the topic of this document. A marketing communication under FCA Rules, this document has not been prepared in accordance with the legal requirements designed to promote the independence of investment research and is not subject to any prohibition on dealing ahead of the dissemination of investment research.

This Communication is being distributed in the United Kingdom and is directed only at (i) persons having professional experience in matters relating to investments, i.e. investment professionals within the meaning of Article 19(5) of the Financial Services and Markets Act 2000 (Financial Promotion) Order 2005, as amended (the "FPO") (ii) high net-worth companies, unincorporated associations or other bodies within the meaning of Article 49 of the FPO and (iii) persons to whom it is otherwise lawful to distribute it. The investment or investment activity to which this document relates is available only to such persons. It is not intended that this document be distributed or passed on, directly or indirectly, to any other class of persons and in any event and under no circumstances should persons of any other description rely on or act upon the contents of this document.

This Communication is being supplied to you solely for your information and may not be reproduced by, further distributed to or published in whole or in part by, any other person.

United States

Edison relies upon the "publishers' exclusion" from the definition of investment adviser under Section 202(a)(11) of the Investment Advisers Act of 1940 and corresponding state securities laws. This report is a bona fide publication of general and regular circulation offering impersonal investment-related advice, not tailored to a specific investment portfolio or the needs of current and/or prospective subscribers. As such, Edison does not offer or provide personal advice and the research provided is for informational purposes only. No mention of a particular security in this report constitutes a recommendation to buy, sell or hold that or any security, or that any particular security, portfolio of securities, transaction or investment strategy is suitable for any specific person.
